



Dear Member

CABINET - THURSDAY, 23 JUNE 2022

I am now able to enclose the presentations that will be delivered at the meeting on Thursday, 23 June 2022.

Agenda Item No

8 **Ukraine Update** (Pages 1 - 12)

9 **South East Migration** (Pages 13 - 52)

Yours sincerely

A handwritten signature in black ink, appearing to read 'B. Watts', is positioned below the 'Yours sincerely' text.

Benjamin Watts
General Counsel

This page is intentionally left blank

Cabinet Ukraine Update

23rd June 2022

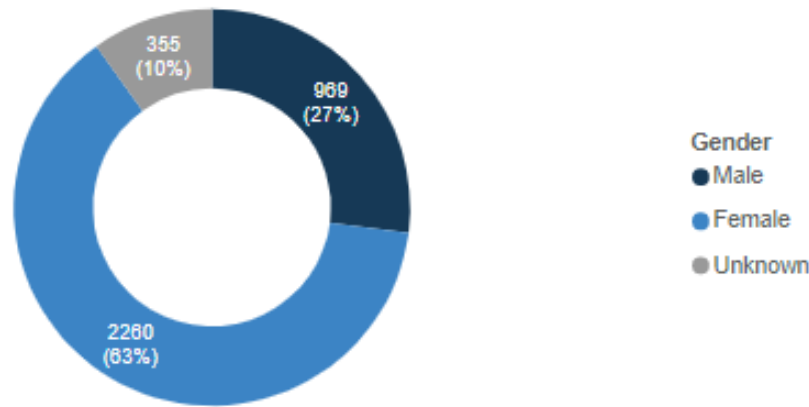
Rebecca Spore

Director of Infrastructure – Kent County Council

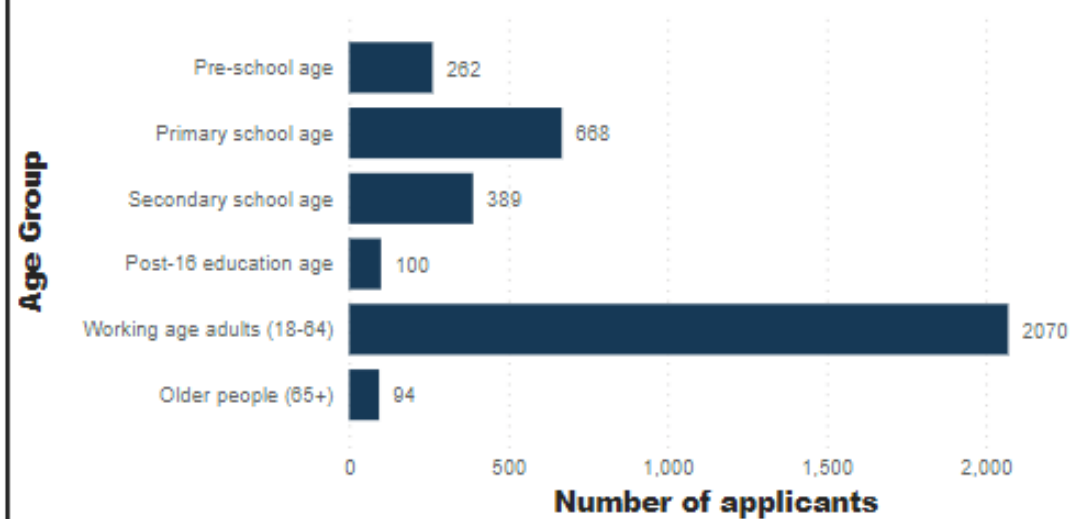
Homes for Ukraine Applicant Dashboard

23.06.22

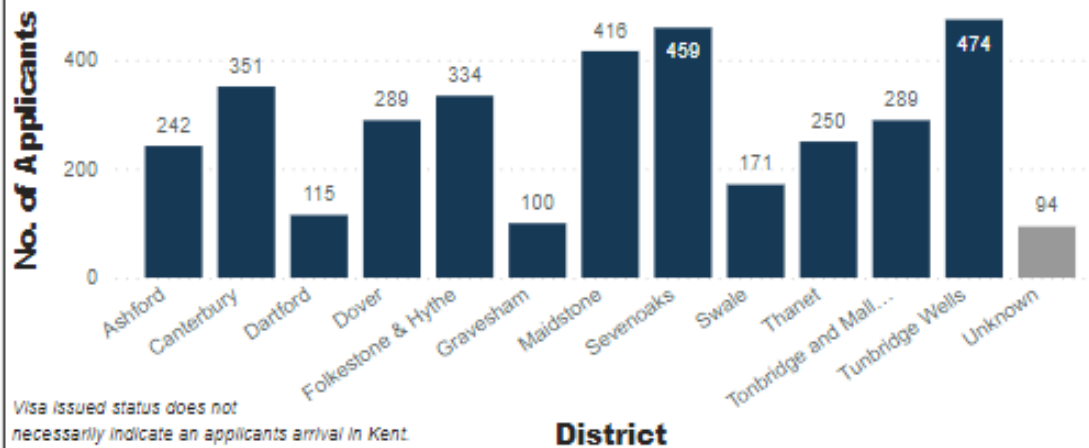
Matched Applicants by Gender



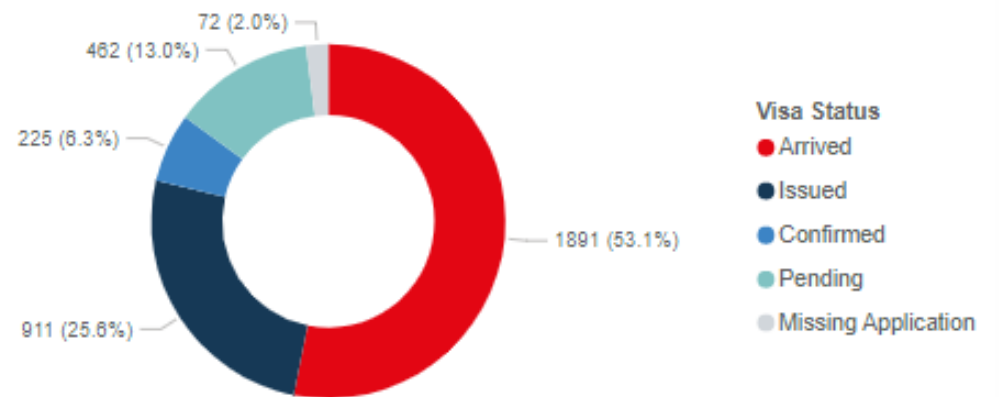
Matched Applicants by Age Group



Matched Applicants by Accommodation District



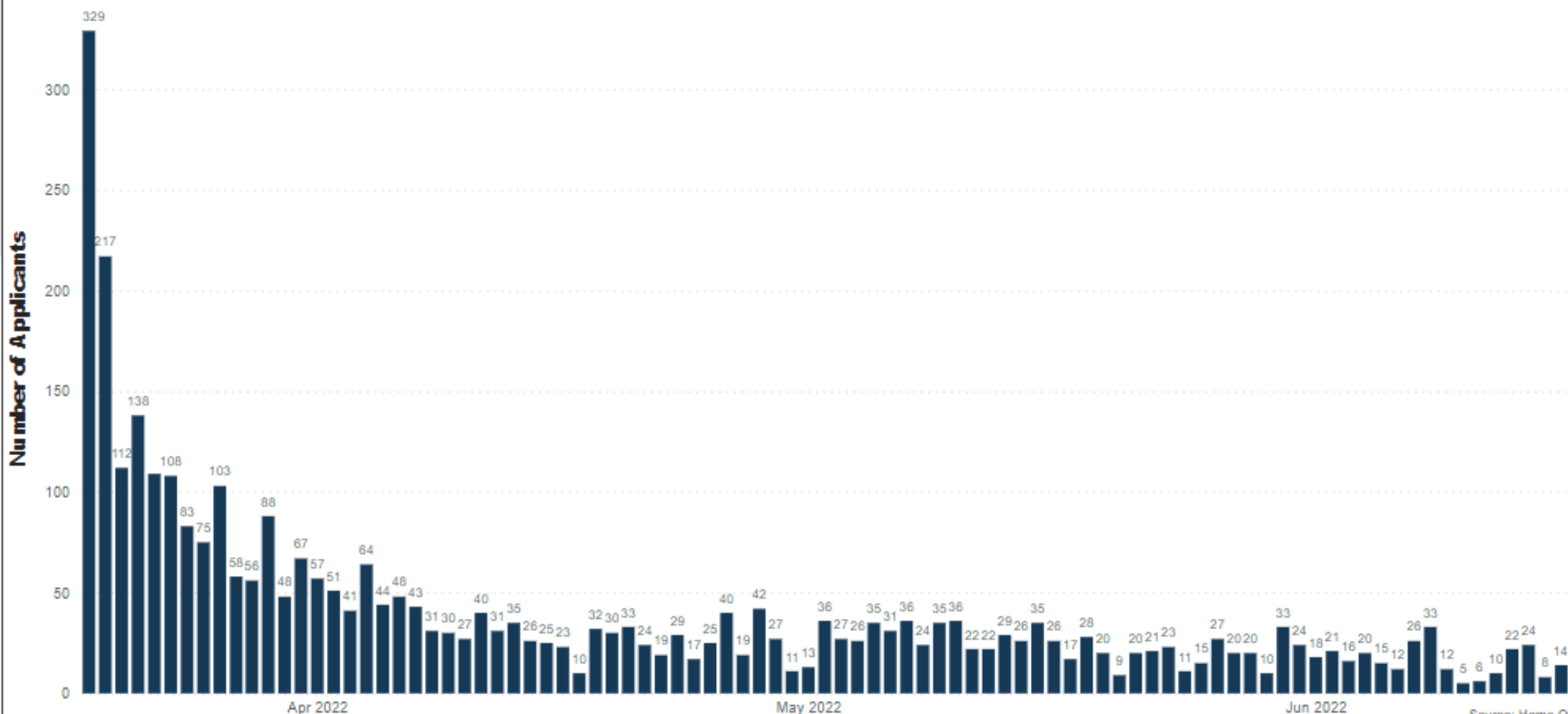
Visa Status of Matched Applicants



Source: Home Office
Matched applications to the Homes For Ukraine scheme provided to KCC.

There have been 3584 matched applications relating to 1459 sponsors in this period.

Number of Matched Applicants Over Time



Data shows applicants, Visa issued status does not necessarily indicate an applicants arrival in Kent.

Source: Home Office

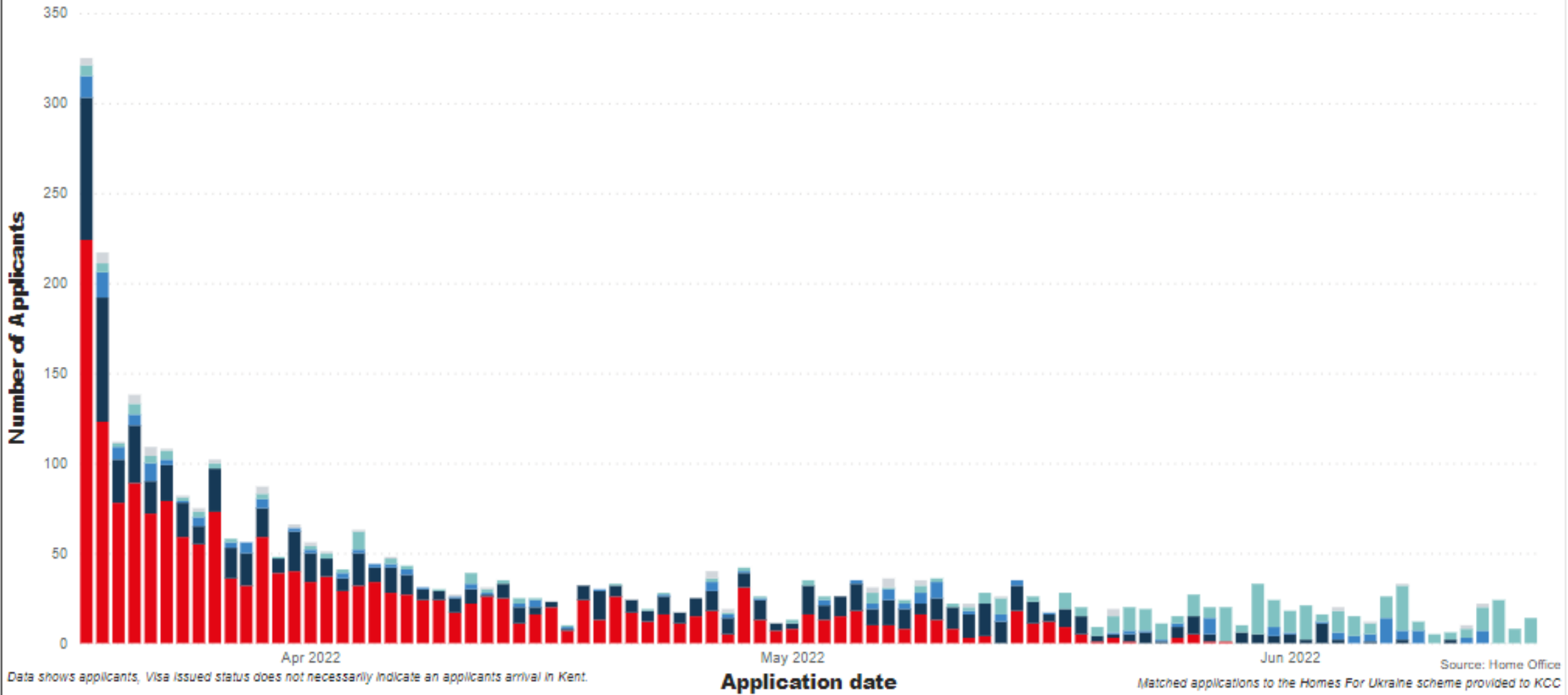
Matched applications to the Homes For Ukraine scheme provided to KCC

Application date

There have been 3584 matched applications relating to 1459 sponsors in this period.

Number of Matched Applicants Over Time: By Visa Status

Visa Status ● Arrived ● Issued ● Confirmed ● Pending ● Missing Application



Data shows applicants, Visa issued status does not necessarily indicate an applicants arrival in Kent.

Application date

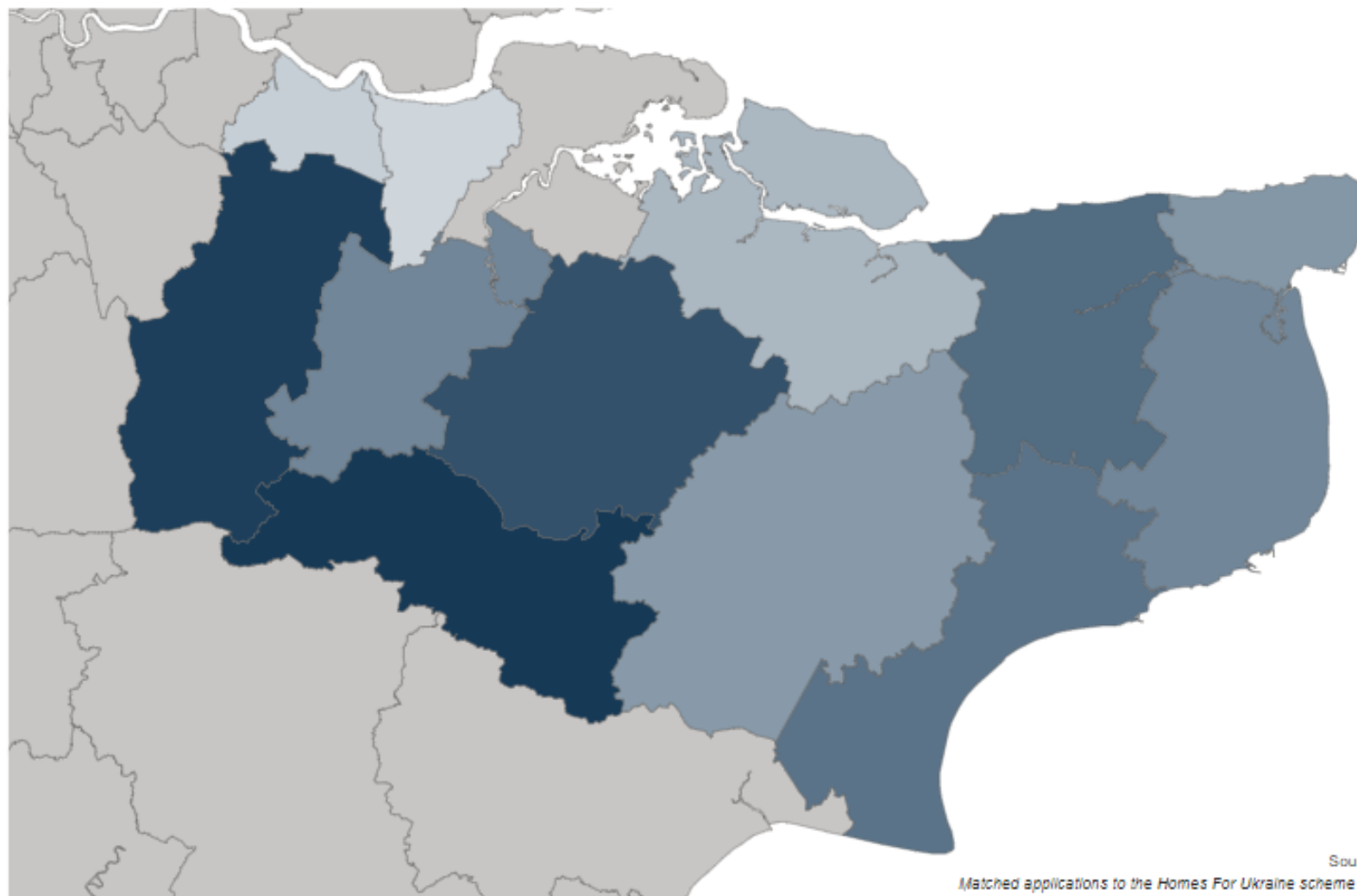
Source: Home Office
Matched applications to the Homes For Ukraine scheme provided to KCC



There have been 3584 matched applications relating to 1459 sponsors in this period.

Number of Applicants per District

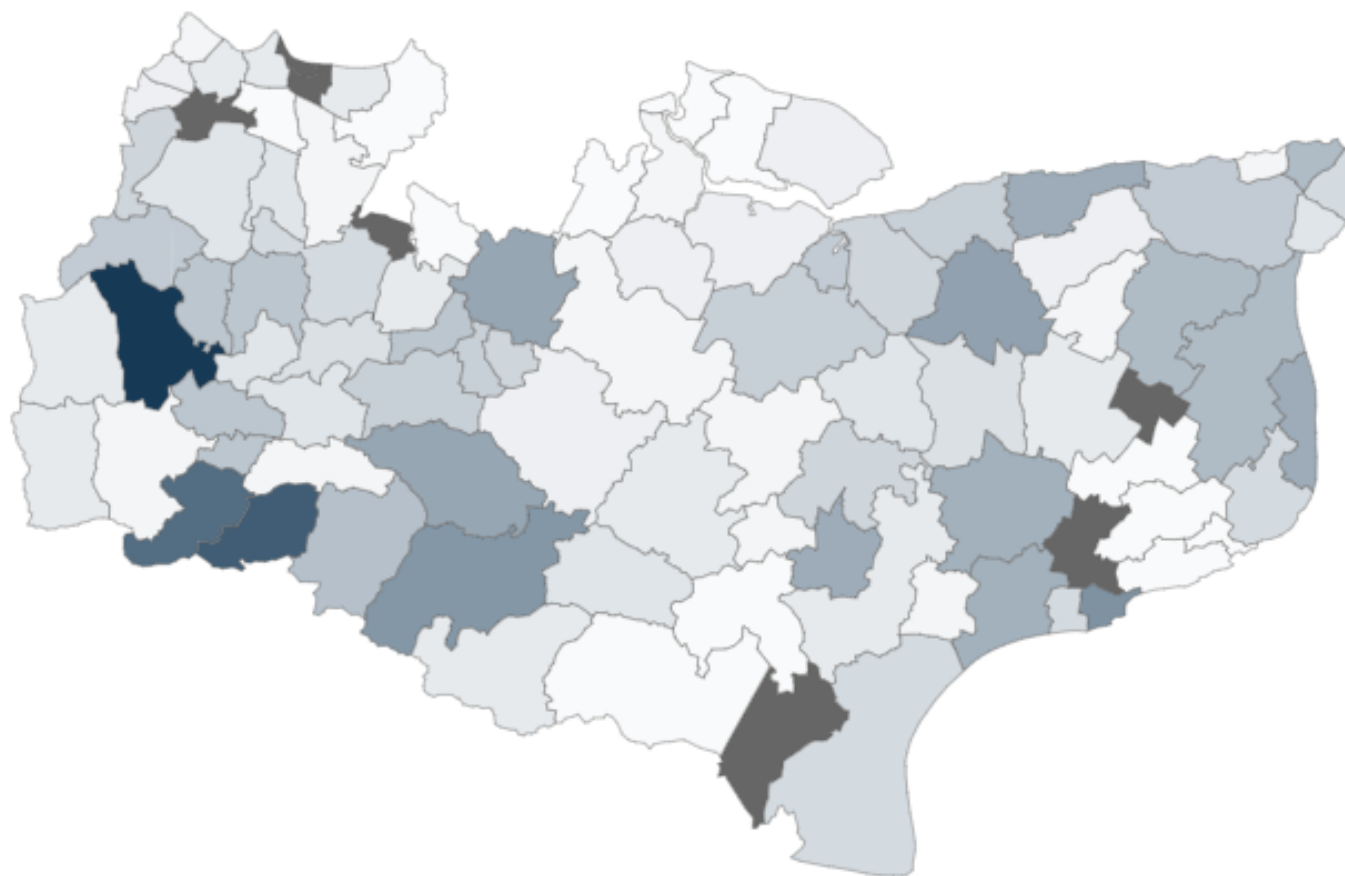
District	Applicants in District
Ashford	242
Canterbury	351
Dartford	115
Dover	289
Folkestone & Hythe	334
Gravesham	100
Maidstone	416
Sevenoaks	459
Swale	171
Thanet	250
Tonbridge and Malling	289
Tunbridge Wells	474
Unknown	94
Total	3584





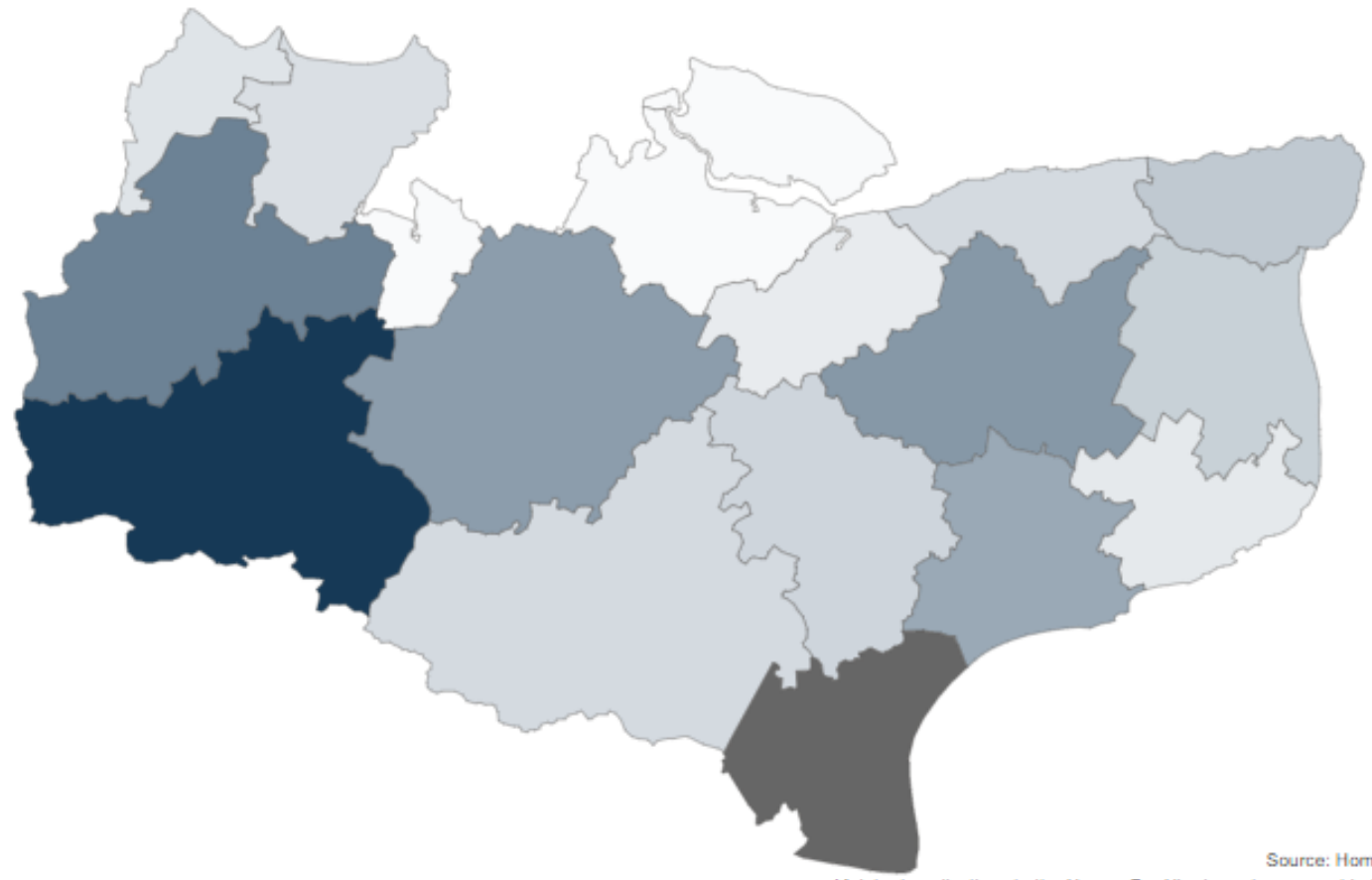
Primary planning area name	Primary Age Pupils
Sevenoaks	38
Tunbridge Wells East	31
Tunbridge Wells West	28
Folkestone East	21
Cranbrook and Goudhurst	20
Unknown	19
Canterbury City	18
Maidstone North	17
Marden and Staplehurst	17
Ashford East	16
Deal	16
Herne Bay	16
Folkestone Rural North	15
Hythe	15
Ash and Wingham	13
Margate	13
Sandwich and Eastry	13
Brenchley, Horsmonden and Lamberhurst	12
Borough Green and Wrotham	11
Maidstone West	11
Sevenoaks East	11
Tonbridge North and Hildenborough	11
Tonbridge South	11
Birchington and Thanet Villages	10
Faversham	10
Sevenoaks Northern Villages	10
Coxheath	9
Faversham Rural South	9
Maidstone Central and South	9
Whitstable	9
Ashford North	8
Faversham Rural East	8
Total	668

Primary Age Pupils: by Primary Planning Area Name



Secondary Age Pupils: by NS Secondary Planning Area Name

Secondary NS planning area name	Secondary Age Pupils
Secondary NS Ashford North	17
Secondary NS Ashford South and Cranbrook	15
Secondary NS Canterbury City	42
Secondary NS Canterbury Coastal	15
Secondary NS Dartford and Swanley	11
Secondary NS Deal and Sandwich	19
Secondary NS Dover	9
Secondary NS Faversham	8
Secondary NS Folkestone and Hythe	35
Secondary NS Gravesham and Longfield	13
Secondary NS Isle of Sheppey	2
Secondary NS Maidstone District	40
Secondary NS Malling	2
Secondary NS Sevenoaks and Borough Green	51
Secondary NS Sittingbourne	2
Secondary NS Thanet District	22
Secondary NS Tonbridge and Tunbridge Wells	81
Unknown	5
Total	389



3/14/2022

6/16/2022

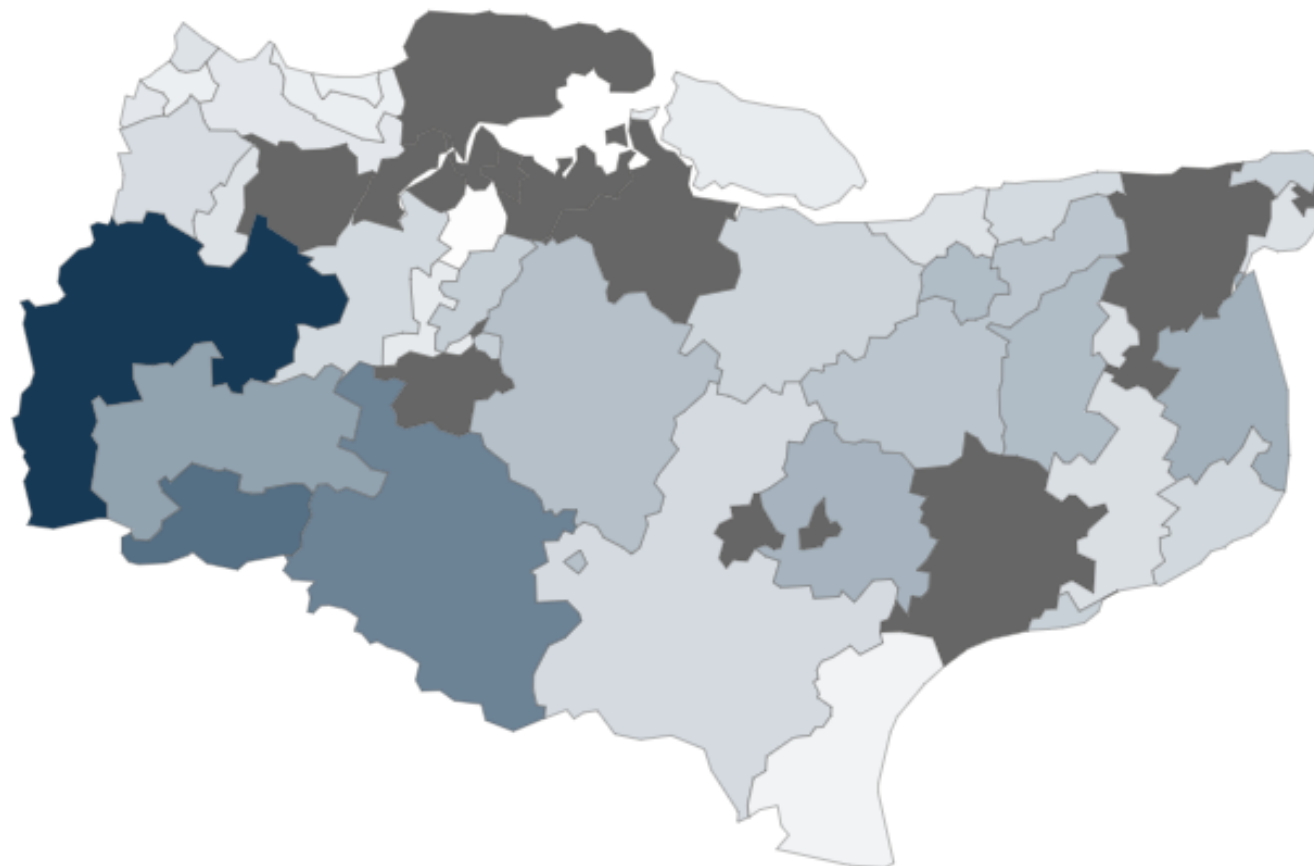
Last Refreshed: 17/06/2022

There have been 3584 matched applications relating to 1459 sponsors in this period.



Primary Care Network	Applicants in PCN
	105
ABC	41
Ashford Rural	72
Ashford Stour	146
Canterbury North	114
Canterbury South	132
Coastal and Rural East (CARE) Kent	137
Dartford Central	56
Dartford MODEL	31
Deal and Sandwich	155
Dover Town	75
Faversham	83
Folkestone Hythe and Rural	168
Garden City	47
Gravesend Alliance	33
Gravesend Central	30
Herne Bay	71
LMN Care	64
Maidstone Central	96
Maidstone South	96
Malling	73
Margate	88
Medway Peninsula	1
Medway Rainham	4
Medway South	3
Ramsgate	58
Sevenoaks	388
Sheppey	37
Sittingbourne East	28
Sittingbourne West	19
Swanley & Rural	69
The Marsh	23
Total	3584

Distribution of Applicants: by Primary Care Network

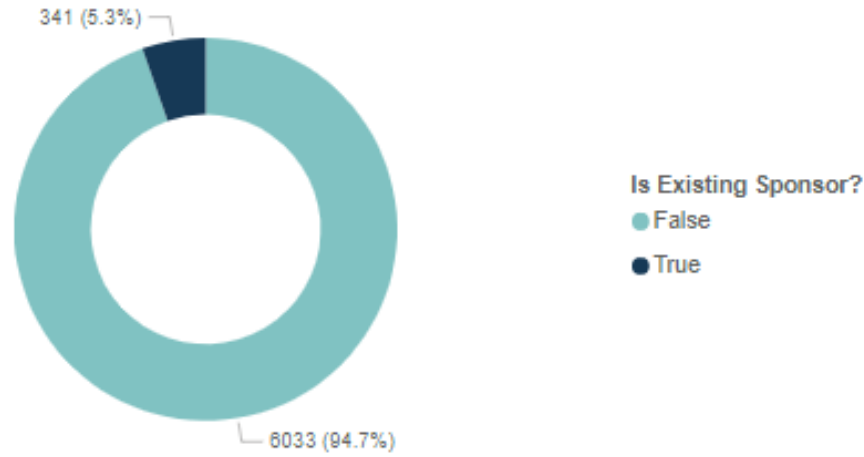


PCN boundaries are due to be refreshed, data may be subject to change at this time.

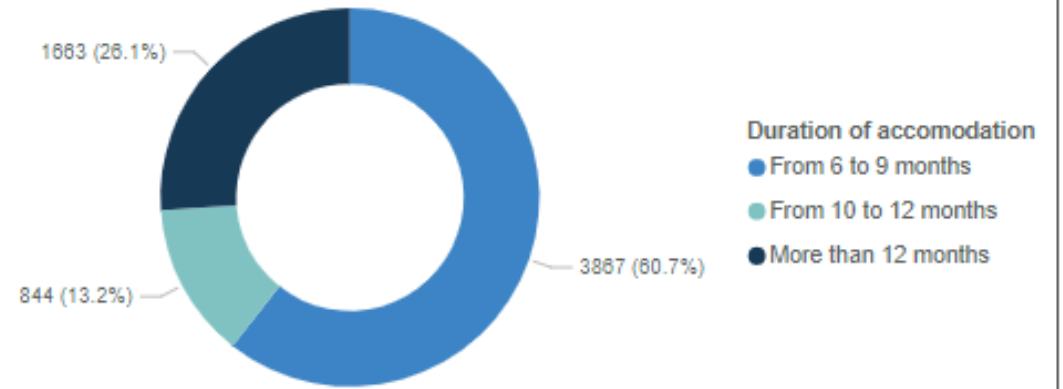
Source: Home Office
Matched applications to the Homes For Ukraine scheme provided to KCC



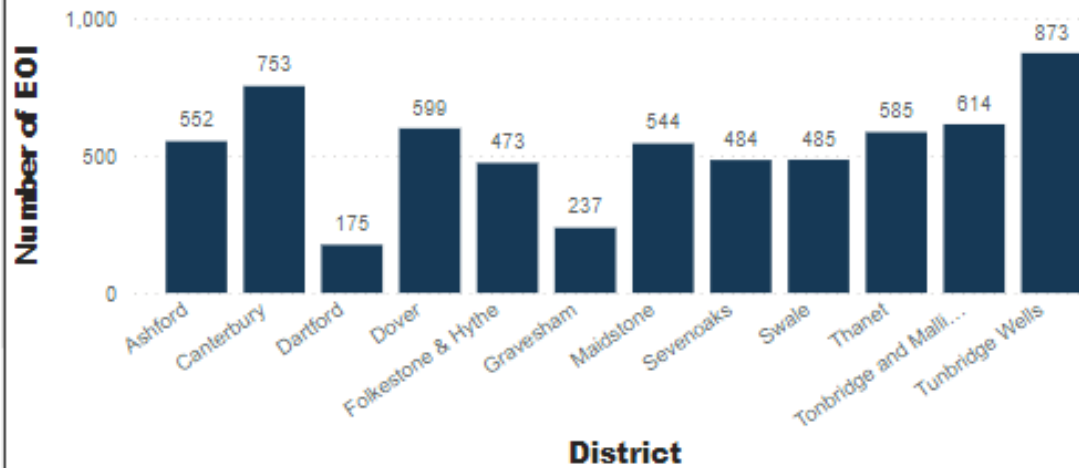
Current Sponsor Status



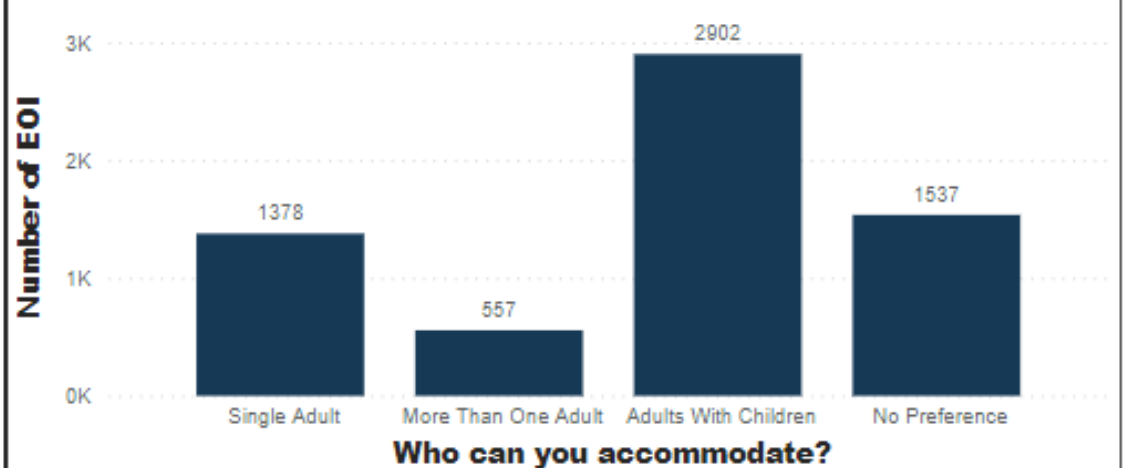
How Long Can You Offer Accommodation?



Expressions of Interest by District



Who Can You Accommodate: Single Or Family?



Update 21.06.26

- We continue to operate under a **multi – agency partnership Kent Resilience Team Structure**.
- **LA checks – The local checks, DBS, Property, KCC system checks and welfare checks are** progressing between the district and County Council. As at the beginning of the week, 2,099 DBS checks have been submitted and 1,726 DBS checks have been approved. 1039 property check forms have been uploaded on the Foundry system.

KCC continues to **surge capacity** to support the volume of demand including utilizing support from KFRS, but this is proving **particularly challenging in the West of the County with high levels of sponsors guests**.
- The **district coordinators and support workers** who will provide ongoing support are coming into the team on a phased basis and are working a priority to make a second contact with all guests.
- KCC has switched payment schemes to the post office from pay point to facilitate the **£200 payments to guests**. To date, over **£374k of payments have been made**. These are being made within a few days of the notification of an arrival with a verified UK SIM.
- **Payment of the sponsors £350 thank you payment are starting to flow**. The process is more complex and is reliant on all checks having been satisfactory completed.
- The **first DLUC return has been completed** for the flow of funding to local authorities.

Key Areas of Focus

- Continuing to **refine the 'Thank you' payments** and the **ongoing support requirements**
- Re-matching processes. KCC contacted all 6300 sponsors, **800 sponsors have confirming that they would like to be part of a rematching pool**. These have been sorted into a district clusters with the first focus being on guests in temporary accommodation.

With partners we **are developing support on the accommodation pathways** available once the initial sponsorship arrangement comes an end.
- **Further central government guidance expected** on DFE spend allocations, multiple sponsors, unaccompanied children and the relationship between local and national checks.
- Continued **close monitoring of key local services** including school places to identify service pressures - whilst the guidance is coming forward **we have confirmed that primary schools will receive £500 and secondary schools £1000 per Ukraine child**.
- Development of a **public transport voucher scheme**.
- Parity of Family and Homes for Ukraine Scheme (and other refugee schemes) continues to be highlighted

Children's Services Community Based Support

**Sarah Hammond
Interim Corporate
Director, CYPE**

Ashford Hotel

- Weekly parent and child sessions to families arriving and settling in the Ashford hotel offered within the hotel since November 2021
- Community based advice, guidance and support offered within the groups

Page 14

Canterbury Abbots Barton Hotel

- Support was led by Canterbury City Council
- Open Access groups and young people's groups delivered weekly for parents and young children

Canterbury Holiday Inn Hotel

- Open Access teams worked closely with Migrant Help, DWP and Health to offer multiagency, coordinated wrap-around support daily, moving to weekly once emergency needs for practical provisions such as clothes, toys, books, crafts and toiletries were met

Page 10

Bespoke groups are also delivered with the local Children's Centre as this provides a better quality of activity based support than within the hotel grounds

Group based support to continue to respond to needs identified

Support for these families is managed within the existing services

- Canterbury is home to c90 children and young people in bridging hotels, Ashford c76. The bulk of the families arrived in September 2021. Additional families have moved into the hotels since that point, with few moving out.
- All pupils have been offered school places/ post 16 places or, where they have recently moved into a hotel, places are being arranged. This has been through the support of local schools and colleges.
- Due to the location of the bridging hotels, transport has had to be arranged for the majority of families.
- In Ashford, where places in certain primary and secondary year groups are tight, Fair Access Protocols have been applied with the support of school leaders (as has been the case for Ukrainian children/young people). This has led to schools going over PAN or breaching infant class size regulations.
- Offering Early Years provision has been a little more challenging due to the location of the hotels. Hover provision have been organised at the hotels with the support of Children's Centre staff. We will need to continue to develop this offer.

The funding for the Afghan families was given as a lump sum:

- 1st September 2021- 30 November 2021: £189,515
- 01 December 2021- 31 March 2022: £219,980.00

Page 17

Funding was only announced to the end of the financial year.

Funding for 2022-23 has not been confirmed yet but is anticipated.

Case Study: The John Wallis Academy

- 15 Afghan families with 50 primary and secondary school aged children/young people moved into the bridging hotel in Ashford in September 2021.
- As this was expected to be a short stay, The John Wallis Academy offered education support immediately, through a mixture of online work and sessions at the Academy. This included:
 - Physical Activities (Sports/Games etc.)
 - Adventure/Challenge (Orienteering, team games etc.)
 - Creative Activities (Art/Music/Drama etc.)

Page 18

Staff and pupils volunteered to lead these sessions.

Once it was clear that the families would be in the hotels for more than a few weeks, the Academy formally took all the pupils on role as they had capacity. This enabled families to stay together.

The funding available from the DfE via KCC has been used initiatives, not only to fund additional support staff and translation support but also to create smaller break out/intervention pods to offer bespoke support for the pupils.

The pupils are fully integrated into school life.

Case Study: Parkside Community PS, Canterbury

- First cohort of Afghan pupils arrived in October 2021 and went straight into classes
- There was a focus on making them feel welcome.
- Fun, bespoke language work and games were introduced to help to ‘tune’ pupils into English.
- Close liaison with school staff to address any worries that the pupils/families may have. This included liaising with Canteen staff.
- Teaching resources shared in addition to general strong teaching strategies.
- Afghan parents invited to watch the nativity that their pupils were engaged in.
- Strong liaison with the hotel – built up good rapport with parents
- Parents evening organised at the school with an interpreter present.
- Second cohort of pupils arrived in February 2022, at which point most of the early cohort were speaking in sentences. They were used as a welcoming committee for the second co-hort.
- The third cohort arrived a few weeks ago and have joined a happy established community of Afghan refugee pupils at Parkside

Unaccompanied Asylum Seeking Children (UASC) in Kent

Reception and Safe Care Service

Louise Fisher

Assistant Director, Front Door

- **July 2016** National Transfer Scheme (NTS) launched
- **March 2018** KCC withdraws from NTS
- **June 2020** KCC returns to NTS
- **August 2020** Despite voluntary NTS transfers it becomes unsafe for KCC to accommodate newly arrived UASC.
- **December 2020** KCC returns to accommodating UASC.
- **June 2021** Despite voluntary NTS transfers it becomes unsafe for KCC to accommodate newly arrived UASC.
- **September 2021** KCC returns to accommodating UASC. Protocol between KCC, Home Office and DfE agreed, resulting in the setting up of a Reception and Safe Care Service, designed to accommodate an additional 120 young people with a 10 day working timescale for NTS transfers.
- **December 2021** Government makes the NTS mandatory for all UK local authorities

- Predominantly 15-17 year old males
- Afghan, Iranian, Iraqi, Eritrean and Sudanese nationals
- As many Afghans as these other nationalities combined, with marked increase in arrivals since the return of Taliban rule in Afghanistan in August 2021
- 25% under 16; 75% 16+
- Increase in female UASC in 2022

Intake since September 2021

	2015	2016	2017	2018	2019	2020	2021	2022
January	31	36	16	17	10	13	16	107
February	15	28	11	8	11	39	15	92
March	31	34	23	7	29	35	59	132
April	16	48	12	3	15	38	38	106
May	41	30	12	6	18	64	115	158
June	105	32	27	20	26	85	63	47*
July	178	49	14	19	43	68	6	
August	127	42	25	17	44	97	9	
September	102	43	16	12	24	-	90	
October	211	19	19	11	40	-	96	
November	49	11	23	30	24	1	127	
December	40	18	12	12	48	38	96	
TOTAL	946	390	211	162	332	478	730	642

*at 15th June 2022

NTS transfers

	2020	2021	2022
January	-	14	44
February	-	18	77
March	-	36	96
April	-	14	98
May	-	21	95
June	48	50	17*
July	37	24	
August	44	6	
September	47	11	
October	11	69	
November	2	89	
December	11	83	
TOTAL	200	435	427

*at 15th June 2022

NTS transfer timescales

	Shortest wait for NTS transfer (working days)	Longest wait for NTS transfer (working days)	Average wait for NTS transfer (working days)
September 2021	Less than 24 hours	86	23
October 2021	1	102	16
November 2021	1	78	17
December 2021	Less than 24 hours	77	18
January 2022	Less than 24 hours	32	14
February 2022	Less than 24 hours	94	16
March 2022	Less than 24 hours	71	15
April 2022	Less than 24 hours	54	10
May 2022	Less than 24 hours	34	6
June 2022*	1	3	2
TOTAL (average)	Less than 24 hours	63	14

*at 15th June 2022

Outcomes for Children in RSCS

Transferred on NTS	679
Awaiting NTS transfer	95
Remaining in Kent	166
Turned 18 in under 13 weeks	16
Family reunification	21
Age dispute preventing NTS transfer	5
Missing before NTS transfer	29
Referral withdrawn by Home Office	35
Referrals received in September 2021 before protocol agreed	5
TOTAL	1051*

***at 15th June 2022**

- **July 2021** Home Office establishes hotels in South East to meet demand of UASC arrivals KCC cannot safely respond to.
- **September 2021** Home Office operates 5 hotels accommodating over 250 UASC.
- **February 2022** All Home Office hotels are briefly emptied as last UASC referred to KCC.
- **June 2022** Home Office continues to operate 4 hotels, 2 of which are in Kent.
- KCC does not hold corporate parenting responsibilities for UASC in the Kent hotels but does hold statutory safeguarding duties, just as it does for any child resident in Kent.

This page is intentionally left blank



South East Strategic Partnership for Migration

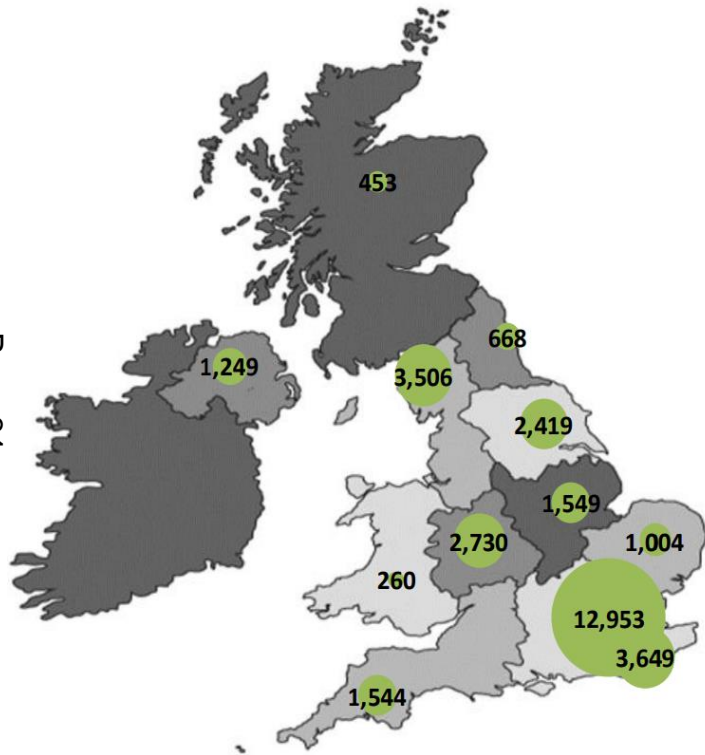
SOUTH EAST MIGRATION

KCC CABINET JUNE
2022

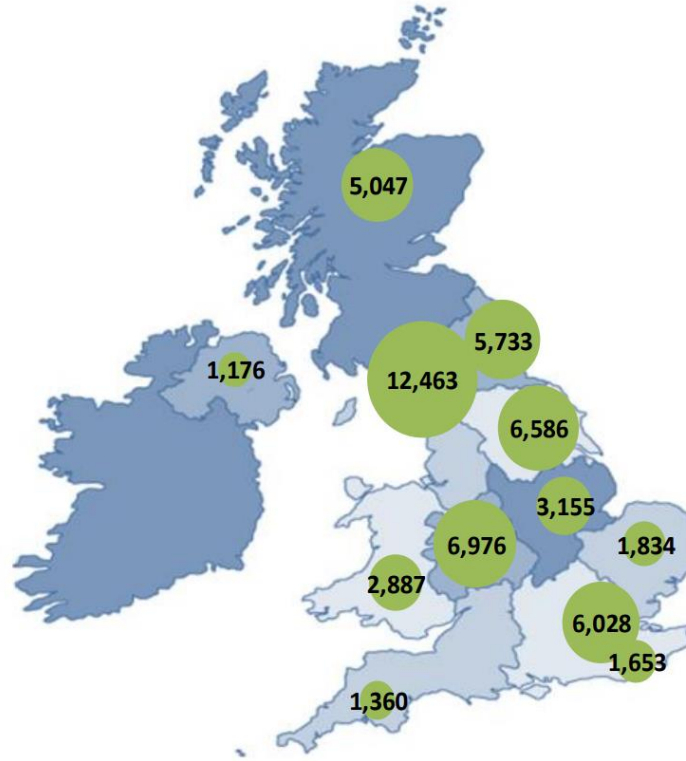
OVERVIEW OF THE SOUTH EAST - All Migration

- **Total asylum adults and families** – Circa 5,500 (including contingency)
- **Unaccompanied Asylum Seeking Children (UASC):** Circa 1,000
- **Former UASC Care leavers:** Circa 2,000
- **Resettled Programmes including:**
 - Syrian Resettlement 2015-2020 (2,038)
 - UK Resettlement Scheme (2021-present) 23 families
 - Afghan Programmes (present) 247 families – 1400 people
- **Ukraine** – South East has an estimated Ukrainian population of 5,390 plus approx. 11,500 Home for Ukraine/Family Visa population (26% of national total)
- **Hong Kong British Nationals Overseas** (Est. 19,000 in Year 1)
- **EU Migration** (736,160 applications - Sept 2021)

SOUTH EAST SHARE OF ASYLUM POPULATION



Total IA/Contingency Population by SMP region



Total Dispersed Population by SMP region

South East has:

- 13.65% of UK's population
- 6.1% of UK's accommodated asylum population
- 11.5% of UK's IA & Contingency Population
- 3% of UK's dispersed population

KENT and MEDWAY–Adult and Family Asylum Position

- Manston Processing – 24 hour processing
- Napier Barracks – 326 capacity (Initial Accommodation)
- Asylum Dispersal in Kent = 37 people at end of April
 - Folkestone and Hythe – 16
 - Gravesham – 11
 - Maidstone – 2
 - Medway - 8

IMPLEMENTING 'FULL DISPERSAL'

- April/May 2022 – Full Dispersal Announced
- 'Informal Consultation' runs until 1st July
- Council consent presumed
- Does come with funding for 2022/23 - £3,500 per new bed space
- Funding beyond 2023 is being scoped to inform costs to LAs and inform a New Burdens Assessment
- Aim is to reduce/eliminate contingency asylum hotels (none in Kent) and establish a fairer distribution of asylum seeking adults/families
- Next steps – agree a regional plan following allocation of numbers from the Home Office; existing change plan reflects population ratios
- South East currently has low levels i.e. 3% of national (1,500 people) – if in proportion to UK population the SE figure would be 13.57% = 11,780.
- Maximum figures are 1:200 per population
- IF population ratio applied alone then Kent = approx. 2.78% of UK population. 2.78% of current accommodated asylum population = 2,415 (currently 37)
- Other factors consultation is taking into account:
 - **Short term** - equity, rurality & market availability
 - **Long term** – impact of other schemes, areas of deprivation, funding, impact on council services, access to legal services



SOUTH EAST MIGRATION

REFUGEE
RESETTLEMENT

Date	Scheme
2015 to 2020	Vulnerable Persons Resettlement Scheme (VPRS) 2038 accepted into the South East (10% National pledge) Resettlement suspended from March 2020 until November 2021
2021 - Present	Existing resettlement schemes (Vulnerable Persons Resettlement Scheme, Vulnerable Children’s Resettlement Scheme, Mandate and Gateway Schemes) were consolidated into a new global resettlement scheme called the UK Resettlement Scheme (UKRS) 47 families so far and some coming from Thailand and Indonesia
From June 2021	Afghan Locally Employed Staff (ALES) Afghan Relocation and Assistance Policy (ARAP)
August 2021 - Present	‘Operation Pitting’ – military evacuation of 15000 people Afghan Resettlement, Afghan Relocation and Assistance Policy (ARAP), Afghan Citizens and Resettlement Schemes (ACRS) 15 bridging hotels in SE – with a programme of closures over the next few months 64 local authorities participating 247 families accepted and resettled in the South East so far circa 1400 people

SOUTH EAST MIGRATION

RESETTLEMENT

District/ Borough	Number of families resettled under VPRS/UKRS	Numbers resettled under ARAP/ACRS	Community sponsorship	Comments
Ashford	37	7	0	
Canterbury	9	3	2	
Dartford	3	4	0	
Dover	10	0	0	
Folkestone & Hythe	8	5	1	
Gravesham	3	0	0	
Maidstone	2	2	0	
Sevenoaks	7	2	0	2x ARAP/ACRS families due to arrive in near future
Swale	14	0	1	1x ARAP/ACRS family due to arrive in near future
Thanet	2	0	0	1x ARAP/ACRS family due to arrive in near future
Tonbridge and Malling	9	1	0	
Tunbridge Wells	10	1	0	
Total	114	25	4	

AFGHAN RESETTLEMENT

Bridging Hotels

- **Nationally:** c12,000 in hotels
- **South East** Bridging Hotels (15) c 2,200

Resettled in Local Authorities

- **Nationally** c 6000 people
- **South East** region 247 families (June 22) which is c 1400 people

AFGHAN SCHEMES ISSUES

- Rapid procurement of bridging hotels as Op Pitting families exited managed quarantine
- Wraparound Support provision in bridging hotels
- Matching families to LA accommodation offers – improved process with triage information
- Need for more LA offers especially larger properties
- MOD Service Family Accommodation available at below market rent
- Alignment of ARAP and ACRS schemes
- Inclusion of British citizens in funding
- 3 year funding for all
- Interplay with UKRS



SOUTH EAST MIGRATION

UNACCOMPANIED
CHILDREN & YOUNG
PEOPLE

REGIONAL UPDATES

- The South East region has achieved each placement within 10 days of allocation.
- The South East region has achieved 100% of referrals for each Tranche of four cycles to date.
- The South East is at 0.059% of the 0.07%- 86%
- Final Figures are due soon and the South East is likely to receive a reduction in allocations.

SE CYCLE UPDATES

- 270 Children and Young People have been placed since the 23rd November..
- Age disputed young people remains high- over 50% of all allocations.
- Despite UASC Hotels being empty in February all four are back in use and are based in the South East Region
- Cycles continue to have low female representation, ages differ across tranches and the current tranche is a mixture of age and nationality





SOUTH EAST MIGRATION

HONG KONG BRITISH
NATIONALS OVERSEAS

OVERVIEW

- Visa scheme opened January 2021
- Open to a potential 5.5 million HK BNO visa holders and their dependents
- Recently extended to allow those born after 1997 to come to the UK provided they have one parent who is a HK BNO visa holder.
- 103,900 came in Year 1 to the UK
- 300,000 predicted to come in the next 4 years
- Potentially the largest movement of non European into the UK in British history

TOP AREAS OF SETTLEMENT IN SOUTH EAST

Sub-region	Estimated numbers
Thames Valley (Reading)	6,000-8,000 4,000-6,000
Surrey & Sussex (Guilford) (Brighton)	3,500-4,700 (900-1,200) (600- 800)
Hampshire, IOW, Portsmouth & Southampton (Winchester) (Southampton)	2,000-2,700 (600-800) (450-600)
Kent (Tunbridge Wells)	1,800-2,400 (900-1,200)
Total	13,593 – 18,124 DLUHC estimate year 1 – 19,000

PROFILE OF NEW ARRIVALS (SESPM SURVEY OF HK BNOS IN THE SE)

- 26% have found employment and 5% are self employed
- 12% intend to open their own businesses with another 33% considering doing so, this is opposed to only 5% who were self employed back in Hong Kong.
- 28% have already purchased a property with 36% intending to buy within the next 5 years
- Gender mix is equal and most are around 40 years of age with an average of 1.2 children per family.
- NEED - Help entering employment followed by English classes, assistance to purchase property and information on how to start their own business were deemed the most important aspects requested. Additionally, mental health support was also deemed an area of concern.

MENTAL HEALTH

- A recent survey by Hongkonger in Britain found that:
- Potential repercussions from the Chinese/HK SAR government are a key concern for this cohort with 90% saying that campaigns by these governments made them feel unsafe even in the UK.
- 84% fear infiltration of information and secret agents from China.
- 24% reported clinically significant symptoms of PTSD due to the 2019 protests and/or HK National Security Law
- 19% reported clinically significant symptoms of depression

BUT!

- 62% said that moving to the UK had improved their overall mental health.

SESPM'S WORK IN THIS AREA

- An ESOL guide to assist local authorities to know the learning needs of HK BNOs and how to claim this funding.
- A Flow chart – mapping every step to consider from prior to departure, immediately upon arrival all the way up to ILR and Citizenship
- NRPF Training – Specialist training on the NRPF condition for HK BNOs.
- Currently looking at how to create a mental health guide explaining how to access state and non state provided mental health provision in the UK and outlining key safeguarding concerns.
- Coordinate and host meetings for all successful regional and national VCSE organisations operating in the South East.
- Coordinate and host local authority sub-regional HK leads meetings.
- Attend weekly meetings with other RSMPs and DLUHC
- Report on HK BNO activities in quarterly sub regional strategic migration groups, SESPM Executive and 6 monthly NRPF meetings
- Attend other HK network and diaspora meetings.

SOUTH EAST AREA WEIGHTED DELIVERY

- Supported Surrey & Sussex to commission the Workers Education Association to create a bespoke training course for HK BNOs on Business start up and Business English language.
- Supported Kent County Council to assist HK diaspora organisations in Kent and Medway.
- Supported Brighton & Hove, Southampton, Surrey, Kent and other local authorities to purchase library books serving as 'cultural custodians' of diaspora requested books about HK history and culture.
- Supported Reading Borough Council in commissioning private training for parents of HK SEN children.
- Supported RBWM to undertake independent evaluations of SEN of HK children.





SOUTH EAST MIGRATION

UKRAINE

UKRAINE – NATIONAL-REGIONAL CONTEXT

Numbers of 7th June 2022

- National Applications **154,500** comprised of **47,300** Family Visa and **107,200** Homes for Ukraine (HfU)
- National Visas issued = **124,400** comprised of **41,000** Family Visa and **83,400**

Total arrivals = 70,500 comprised of 24,000 Family Visa and 46,500 HfU

- South East Share = **26%** of English regions
- Kent share of English regions = **16%** (highest of SE)

SOME KEY ISSUES

- Adverse PNC hits delaying visa/travel – rematching process
- Safeguarding
- Sponsors making multiple applications
- Breakdown of relationships – homelessness duty on councils
- Engagement mechanism being refined with experience
- Family visa scheme data – needed to plan services
- Funding: receipts to LAs and distribution to sponsors
- Navigating the Foundry system

THANK YOU

**South East
Strategic Partner
for Migration**